

## P9 Challenge Endurance Mugello Racing Weekend 2 Turno Prove Ufficiali

### Provisional Classification

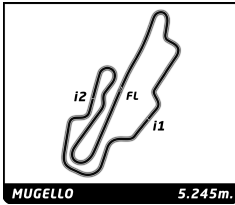
No	Driver	Nat	Team	Car	Cl.	Time	Lap Total	Gap	Kph
1 725	Marco FINK	DEU	TEAM Fink	BMW nova proto NP01	7	<b>1:43.242</b>	2 3	-	- <b>182.9</b>
2 604	Jurgen ALZEN	DEU	HR Spezialfedern GmbH & Co KG	BMW M4 GT3	6	<b>1:50.252</b>	2 2	+7.010	+7.010 <b>171.3</b>
3 510	Stephan JOCHER	DEU	Jocher Racing Team	BENTLY Continental GT3	5	<b>1:52.457</b>	7 7	+9.215	+2.205 <b>167.9</b>
4 411	Manuel SUSSENGUTH	DEU	TEAM Sussenguth	PORSHE 991 GT3 CUP GEN II	4b	<b>1:58.077</b>	2 2	+14.835	+5.620 <b>159.9</b>
5 202	Marc WIEZORREK	DEU	Spirit Race Team	BMW M4 GT4 F82	2b	<b>2:03.853</b>	6 6	+20.611	+5.776 <b>152.5</b>
6 607	Jurgen BENDER	DEU	JB racing TEAM	CHEVROLET C7 GT3 Corvette	6	<b>2:07.582</b>	2 5	+24.340	+3.729 <b>148.0</b>
7 204	Julian JANSEN	DEU	Spirit Race Team	AUDI R8 GT4	2b				

<b>Fastest Lap:</b>	Lap 2	Marco FINK	<b>1:43.242</b>	182.9 Kph
---------------------	-------	------------	-----------------	-----------

Published at: .....

Track Status: **DRY**

<b>Direttore di Gara:</b> CANU Antonio Lic. 52925	<b>Il DS Cronometraggio</b> INNOCENTI Chiara Lic. 523246
---	--



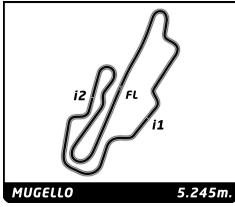
## P9 Challenge Endurance

### Mugello Racing Weekend

#### 2 Turno Prove Ufficiali

### Best Sector Times

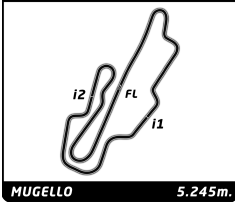
Sector 1			Sector 2			Sector 3			Ideal Lap	Best Lap	
Pos	No Driver	Time	No Driver	Time	No Driver	Time	Pos	No Driver			
1	725 M.FINK	35.591	725 M.FINK	31.345	725 M.FINK	36.153	1	725 M.FINK	1:43.089	1:43.242	(1)
2	604 J.ALZEN	37.161	510 S.JOCHER	34.273	604 J.ALZEN	38.505	2	604 J.ALZEN	1:50.191	1:50.252	(2)
3	510 S.JOCHER	38.715	604 J.ALZEN	34.525	510 S.JOCHER	39.413	3	510 S.JOCHER	1:52.401	1:52.457	(3)
4	411 M.SUSSENGUTH	39.938	411 M.SUSSENGUTH	36.986	411 M.SUSSENGUTH	41.153	4	411 M.SUSSENGUTH	1:58.077	1:58.077	(4)
5	202 M.WIEZORREK	42.450	202 M.WIEZORREK	38.502	202 M.WIEZORREK	42.901	5	202 M.WIEZORREK	2:03.853	2:03.853	(5)
6	607 A.LIENAU	42.830	607 A.LIENAU	38.699	607 A.LIENAU	43.124	6	607 J.BENDER	2:04.653	2:07.582	(6)



## P9 Challenge Endurance Mugello Racing Weekend 2 Turno Prove Ufficiali

### Best Top Speed

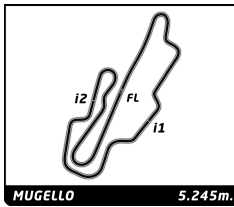
No Driver	Team	Class	Top 1		Top 2		Top 3		Top 4		Top 5		Avg	
			Kph	Lap	Kph	Lap	Kph	Lap	Kph	Lap	Kph	Lap		
604	Jurgen ALZEN	HR Spezialfedern GmbH & Co KG	6	286.9	2	180.6	1						233,8	
725	Marco FINK	TEAM Fink	7	273.2	3	270.4	2	114.2	1				219,3	
510	Stephan JOCHER	Jocher Racing Team	5	268.4	7	267.8	6	262.0	3	260.7	2	258.2	5	263,4
411	Manuel SUSSENGUTH	TEAM Sussenguth	4b	266.5	2	170.9	1						218,7	
607	Jurgen BENDER	JB racing TEAM	6	262.6	3	258.9	2	238.9	5	152.5	4	123.8	1	207,3
202	Marc WIEZORREK	Spirit Race Team	2b	238.4	3	236.9	2	235.3	6	233.8	5	148.3	4	218,5
204	Julian JANSEN	Spirit Race Team	2b											



**P9 Challenge Endurance**  
 Mugello Racing Weekend  
 2 Turno Prove Ufficiali

**Fastest Lap Sequence**

Elapsed	No	Driver	Team	Car	Class	Time	Kph	Lap
3:59.324	725	Marco FINK	TEAM Fink	BMW nova proto NP01	7	1:43.242	182.9	2



## P9 Challenge Endurance Mugello Racing Weekend 2 Turno Prove Ufficiali

### Sector Analysis

— Invalidated Lap    ■ Personal Best    ■ Session Best    B Crossing the pit lane

Lap	Time	Sector 1	Sector 2	Sector 3	Kph	Elapsed	Lap	Time	Sector 1	Sector 2	Sector 3	Kph	Elapsed
<b>202</b>	<b>Marc WIEZORREK</b> DEU												
	Spirit Race Team BMW M4 GT4 F82												
1	2:24.779	57.844	40.709	46.226	130.4	2:24.779							
2	2:05.183	43.288	38.954	42.941	150.8	4:29.962							
3	1:34.271 <b>B</b>	43.621			200.3	6:04.233							
4	7:27.671	6:03.436	40.489	43.746	42.2	13:31.904							
5	2:07.074	42.947	40.428	43.699	148.6	15:38.978							
6	<b>2:03.853</b>	<b>42.450</b>	<b>38.502</b>	<b>42.901</b>	152.5	17:42.831							
<b>411</b>	<b>Manuel SUSSENGUTH</b> DEU												
	TEAM Sussenguth PORSCHE 991 GT3 CUP GEN II												
1	2:25.752	58.995	40.549	46.208	129.5	2:25.752							
2	<b>1:58.077</b>	<b>39.938</b>	<b>36.986</b>	<b>41.153</b>	159.9	4:23.829							
<b>510</b>	<b>Stephan JOCHER</b> DEU												
	Jocher Racing Team BENTLY Continental GT3												
1	2:39.952	1:18.096	39.462	42.394	118.0	2:39.952							
2	1:53.920	39.293	34.922	39.705	165.7	4:33.872							
3	6:48.414 <b>B</b>	44.076			46.2	11:22.286							
4	2:10.709	51.097	37.143	42.469	144.5	13:32.995							
5	2:00.814	42.779	37.885	40.150	156.3	15:33.809							
6	1:53.748	<b>38.715</b>	35.234	39.799	166.0	17:27.557							
7	<b>1:52.457</b>	38.771	<b>34.273</b>	<b>39.413</b>	167.9	19:20.014							
<b>604</b>	<b>Jurgen ALZEN</b> DEU												
	HR Spezialfedern GmbH & Co KG BMW M4 GT3												
1	2:18.395	1:04.934	34.802	38.659	136.4	2:18.395							
2	<b>1:50.252</b>	<b>37.161</b>	34.586	<b>38.505</b>	171.3	4:08.647							
<b>607</b>	<b>Alexander LIENAU</b> DEU												
	JB racing TEAM CHEVROLET C7 GT3 Corvette												
1	3:00.640	1:30.927	42.740	46.973	104.5	3:00.640							
2	<b>2:07.582</b>	<b>42.830</b>	41.050	43.702	148.0	5:08.222							
3	6:09.789 <b>B</b>	52.514			51.1	11:18.011							
4	2:14.318	50.144	40.581	43.593	140.6	13:32.329							
5	2:07.771	45.780	38.867	<b>43.124</b>	147.8	15:40.100							
<b>725</b>	<b>Marco FINK</b> DEU												
	TEAM Fink BMW nova proto NP01												
1	2:16.082	1:03.962	34.852	37.268	138.8	2:16.082							
2	<b>1:43.242</b>	35.744	<b>31.345</b>	<b>36.153</b>	182.9	3:59.324							
3	6:37.759 <b>B</b>	<b>35.591</b>	31.526	5:30.642	47.5	10:37.083							